












## Medical Equipment Hire




<p><b>AML Self Propelling Wheelchair + elevating leg rest (singular)</b></p> <p>Code: AML</p> <p><b>WEEKLY (INC GST) \$70.08</b></p>	<ul style="list-style-type: none"> <li>• Singular elevating leg rest included.</li> <li>• Pair of elevating leg rests available upon request for an additional fee</li> <li>• Narrow width seat 16" x 16" suitable for a child or slim adult.</li> <li>• Folds for easy storage and transport</li> <li>• Product weight: approx. 19.5kg</li> </ul>	
<p><b>Bexley 3-in-1 Commode</b></p> <p>Code: BC</p> <p><b>WEEKLY (INC GST) \$29.53</b></p>	<ul style="list-style-type: none"> <li>• Bucket and lid provided. Removable back.</li> <li>• Can be used as an over-toilet frame, raised toilet seat and bedside commode.</li> <li>• Height adjustable legs.</li> <li>• Adjustable seat Height: 410mm – 560mm.</li> <li>• Height: min. 620mm - max. 770mm</li> <li>• Width inside arms: 460mm</li> <li>• Product Weight: 6.5kg</li> <li>• Max. user weight: 120kg</li> </ul>	
<p><b>Chrome Plated Transit Wheelchair</b></p> <p>Code: CPTW</p> <p><b>WEEKLY (INC GST) \$57.96</b></p>	<ul style="list-style-type: none"> <li>• Tyre pump included to inflate 12" pneumatic rear tyres.</li> <li>• Narrow width seat 16" x 16" suitable for a child or slim adult.</li> <li>• Detachable arm and footrests</li> <li>• Folding frame</li> </ul>	
<p><b>Coopers Adult Elbow Crutches (Adjustable)</b></p> <p>CODE: CA</p> <p><b>WEEKLY (INC GST) \$13.24</b></p>	<ul style="list-style-type: none"> <li>• Supplied as a pair.</li> <li>• Full pair: left-hand and right-hand crutches moulded to fit the shape of hand, providing the best level of support.</li> <li>• Height: min. 535mm max. 810mm</li> <li>• Width inside cuff: 280mm</li> <li>• Product weight: 1.4kg per pair</li> <li>• Max. user weight: 160kg</li> </ul>	

<p><b>Coopers Arthritic gutter crutches – Singular</b></p> <p>CODE: GCS</p> <p><b>WEEKLY (INC GST) \$18.98</b></p>	<ul style="list-style-type: none"> <li>• Supplied as a single.</li> <li>• Padded trough supports the forearm to reduce the load on the wrists</li> <li>• Height: min. 970mm max. 1220mm</li> <li>• Width inside cuff - 280mm</li> <li>• Product weight: 1.2kg</li> <li>• Max. user weight: 127kg</li> </ul>	
<p><b>Cubro Easireach Stick - Long (820mm)</b></p> <p>Code: CESL</p> <p><b>WEEKLY (INC GST) \$9.35</b></p>	<ul style="list-style-type: none"> <li>• The easireach stick is lightweight and will help make everyday tasks easier with their renowned smooth and positive clamping action, enabling their users to be more independent.</li> <li>• Length: 820mm</li> <li>• Enhanced grip</li> <li>• magnetic clip</li> <li>• Clip for walking stick or frame</li> </ul>	
<p><b>Cubro Easireach Stick - Short (680mm)</b></p> <p>Code: CESS</p> <p><b>WEEKLY (INC GST) \$9.16</b></p>	<ul style="list-style-type: none"> <li>• The easireach stick is lightweight and will help make everyday tasks easier with their renowned smooth and positive clamping action, enabling their users to be more independent.</li> <li>• Length: 680mm</li> <li>• Enhanced grip</li> <li>• Magnetic clip</li> <li>• Clip for walking stick or frame</li> </ul>	
<p><b>Deluxe Folding Walking Frame</b></p> <p>Code: DFWF</p> <p><b>WEEKLY (INC GST) \$35.36</b></p>	<ul style="list-style-type: none"> <li>• Lightweight aluminum frame with comfortable foam hand-grips ease stress on the user's wrists. Folds away for easy storage.</li> <li>• Wheel options: 2x front wheels 2x rear stops</li> <li>• Height: 790mm - 970mm</li> <li>• Width between handles: 440mm</li> <li>• Product weight: 3.3kg</li> <li>• Max. user weight: 120kg</li> </ul>	


<p><b>Derby Bath board</b></p> <p>Code: DBB</p> <p><b>WEEKLY (INC GST) \$20.18</b></p>	<ul style="list-style-type: none"> <li>• Attachable Derby Bath board handles provided including easy to adjust pillars to hold the board in place</li> <li>• Supports safe entry and exit from baths. Bath suitability measured inside width 440mm – 630mm.</li> <li>• Height: 68mm</li> <li>• Pillar span: min 440mm Max 630mm</li> <li>• Product Weight: 2.2kg</li> <li>• Max. user weight: 190kg</li> </ul>	
<p><b>Elite Ultra SL Exercycle</b></p> <p>Code: EUSLE</p> <p><b>WEEKLY (INC GST) \$30.55</b></p>	<ul style="list-style-type: none"> <li>• Great for rehabilitation</li> <li>• Tallest User recommendation 6'0</li> <li>• 8 levels of magnetic resistance</li> <li>• Dimensions: (H x W x L): 90 x 64 x 26 cm</li> <li>• Product Weight: 31.5kg</li> <li>• Max. user weight: 115kg</li> </ul>	
<p><b>Freiheit Knee Walker</b></p> <p>Code: FKW</p> <p><i>Nb: crutches not included.</i></p> <p><b>WEEKLY (INC GST) \$34.07</b></p>	<ul style="list-style-type: none"> <li>• Innovative mobile device for foot or ankle injuries that aids the user in taking any weight off the affected area while also reducing the strain on the rest of the body.</li> <li>• Suitable for indoor and outdoor use</li> <li>• Width: 470mm</li> <li>• Height: min. 790mm - max. 950mm</li> <li>• Product weight: 12kg</li> <li>• Max. user weight: 130kg</li> </ul>	
<p><b>Sportop Exercycle B600</b></p> <p>Code: SE</p> <p><b>WEEKLY (INC GST) \$28.79</b></p>	<ul style="list-style-type: none"> <li>• Perfect for any fitness level, knee, or hip rehabilitation</li> <li>• Super – soft cushion seat constructed for maximum comfort.</li> <li>• 8 resistance/ tension settings</li> <li>• Floor space needed for this model: 700mm (L) X500mm (W)</li> <li>• Product weight: 22kg</li> <li>• Max. user weight: 130kg</li> </ul>	

<p><b>Sportop Exercycle B800</b></p> <p>Code: SEB</p> <p><b>WEEKLY (INC GST) \$31.94</b></p>	<ul style="list-style-type: none"> <li>• Perfect for any fitness level, knee, or hip rehabilitation</li> <li>• Extra-large padded seat built for comfort</li> <li>• 8 resistance/ tension settings by lever</li> <li>• Floor space needed for this model: 850mm (L) X560mm (W)</li> <li>• Product Weight: 38kg</li> <li>• Max. user weight: 180kg</li> </ul>	
<p><b>Super Stroller Walking Frame</b></p> <p>Code: SSWF</p> <p><b>WEEKLY (INC GST) \$34.35</b></p>	<ul style="list-style-type: none"> <li>• Strong aluminium frame and easy to fold for storage.</li> <li>• Storage bag and basket included.</li> <li>• Suitable for indoor use</li> <li>• Width: 600mm</li> <li>• Height: min 840 min max 950mm</li> <li>• Product weight: 7kg</li> <li>• Max. user weight: 127kg</li> </ul>	
<p><b>Titan Manual Wheelchair (56cm)</b></p> <p>Code: TMW</p> <p><b>WEEKLY (INC GST) \$68.97</b></p>	<ul style="list-style-type: none"> <li>• Heavy duty wheelchair ideal for larger clients</li> <li>• Suitable for indoor and outdoor use</li> <li>• Folds for easy transportation and storage with swing-away footrests</li> <li>• Overall W: 760mm, H: 910mm, L: 1120mm</li> <li>• product weight: 24kg</li> <li>• Max. user weight: 204kg</li> </ul>	
<p><b>Viking Over-Toilet Frame/Raiser</b></p> <p>Code: VOTF</p> <p><b>WEEKLY (INC GST) \$19.63</b></p>	<ul style="list-style-type: none"> <li>• Splashguard provided.</li> <li>• Can be used as an over-toilet frame and raised toilet seat.</li> <li>• Height adjustable legs.</li> <li>• Adjustable seat height: 470mm - 620mm.</li> <li>• Height: min. 710mm - max. 860mm</li> <li>• Width inside arms: 440mm</li> <li>• Product Weight: 5kg</li> <li>• Max. user weight: 150kg</li> </ul>	

<p><b>Viking Over-Toilet Frame Bedside Commode</b></p> <p>Code: VOTFC</p> <p><b>WEEKLY (INC GST) \$23.14</b></p>	<ul style="list-style-type: none"> <li>• Splashguard, Bowl &amp; Lid provided.</li> <li>• Can be used as an over-toilet frame, raised toilet seat and bedside commode.</li> <li>• Height adjustable legs.</li> <li>• Adjustable seat height: 470mm - 620mm.</li> <li>• Height: min. 710mm - max. 860mm</li> <li>• Width inside arms: 440mm</li> <li>• Product Weight: 6kg</li> <li>• Max. user weight: 150kg</li> </ul>	
<p><b>Viking Rehab Chair (Slate)</b></p> <p>Code: VRCS</p> <p><b>WEEKLY (INC GST) \$22.22</b></p>	<ul style="list-style-type: none"> <li>• Padded seat and arms for comfort</li> <li>• Height adjustable legs</li> <li>• Adjustable seat height: min 490mm max 610mm</li> <li>• Height: 490mm max 610mm</li> <li>• Width between arms: 455mm</li> <li>• Product weight: 11kg</li> <li>• Max. user weight: 200kg</li> </ul>	
<p><b>Viking Shower Stool with Arms</b></p> <p>Code: VSSA</p> <p><b>WEEKLY (INC GST) \$15.27</b></p>	<ul style="list-style-type: none"> <li>• Designed to support a perched position. Compact and user-friendly design features a height-adjustable seat and supportive armrests.</li> <li>• Overall dimensions: H min. 680 max. 830mm</li> <li>• Width between arms: 460mm</li> <li>• Product weight: 4.1kg</li> <li>• Max. user weight: 175kg</li> </ul>	

<p><b>Viking Shower Stool with Arms and padded seat</b></p> <p>Code: VSSP</p> <p><b>WEEKLY (INC GST) \$16.11</b></p>	<ul style="list-style-type: none"> <li>• Compact stool designed for use in the perching position. Non-slip padded plastic seat.</li> <li>• Overall dimensions: H min. 680mm max. 830mm</li> <li>• Width between arms: 460mm</li> <li>• Product weight: 4.1kg</li> <li>• Max. user weight: 175kg</li> </ul>	
<p><b>XLite Manual Wheelchair (46 cm)</b></p> <p>Code: XMW</p> <p><b>WEEKLY (INC GST) \$62.95</b></p>	<ul style="list-style-type: none"> <li>• Ultra-light weight wheelchair for very easy transportation with quick release wheels and swing-away, length adjustable footplates</li> <li>• Suitable for indoor and outdoor use.</li> <li>• Overall Dimensions W: 700mm, H: 930mm, L: 1050mm</li> <li>• Product weight: 11.4kg</li> <li>• Max. user weight: 110kg</li> </ul>	
<p><b>XLite Transit Wheelchair (43 cm)</b></p> <p>Code: XTW</p> <p><b>WEEKLY (INC GST) \$61.10</b></p>	<ul style="list-style-type: none"> <li>• Ultra-light weight wheelchair for very easy transportation with quick release wheels and swing-away, length adjustable footplates</li> <li>• Suitable for indoor and outdoor use</li> <li>• Overall dimensions: W 650mm L 900mm H 930mm</li> <li>• Product weight: 10.6kg</li> <li>• Max. user weight: 110kg</li> </ul>	

*T&C's: There is a minimum hire period of 1 week for all equipment. Disclaimer: All images and product information has been sourced from supplier websites.*

<p><b>Joint Care Package</b></p> <p>Code: JCP</p> <p><b>(INC GST) \$310.00</b></p>	<ul style="list-style-type: none"> <li>• Joint Care Package tailored for all to make life easier following surgery.</li> <li>• Included in the package:  Viking Shower Stool with Arms  Viking Rehab Chair – Slate  Viking Over-Toilet Frame Raiser</li> <li>• 6-week hire period.</li> </ul>	
--	---	---

To place an order or for collection of equipment, please contact us at [equipment@aucklandhealthservices.co.nz](mailto:equipment@aucklandhealthservices.co.nz) or 021 187 4916.